

How do I bookmark?

Use bookmarks to save courses, modules, and clips that you want to view later or use as a reference.

In this article

[To bookmark a course](#)

[To bookmark a module or clip](#)

	Who can use this?				
	<u>Std</u>	<u>Prem</u>	<u>Strt</u>	<u>Pro</u>	<u>Ent</u>
<u>Learners:</u>	✓	✓	✓	✓	✓
<u>Managers:</u>					
<u>Admins:</u>					

To bookmark a course

1. Go to the course details page of a course you want to bookmark.
2. Click the **Bookmark** icon (example below).
3. The icon will turn solid, indicating the course is bookmarked.

[back to top \(\)](#)

To bookmark a module or clip


1. On the course details page, the **Table of contents** tab lists each module within the course. Click the down arrow to the right of a module to see the clips within the module.
2. On the right-hand side, click the **Bookmark** icon next to the module or clip you want to save (example below).
3. The icon will turn solid, indicating the clip or module is bookmarked.


Pluralsight Learner: Getting Started


by Pluralsight Support

Pluralsight is the technology skills platform. Discover how Pluralsight can help you reach your goals through hands-on tools, skill assessments, and guided learning paths. If you're ready to get started, view the first module!

 Resume Course

 Bookmark

 Add to Channel

 Download Course


 Schedule Reminder

Table of contents

Description

















Transcript

Exercise files

Discussion

Related Courses

Expand All

 Getting Started on Pluralsight			1m 29s	
 Guiding Your Learning with Pluralsight			4m 16s	
Skill IQ and Role IQ			2m 54s	
Paths and Preparing for Certifications			1m 21s	
 Using Pluralsight's Learning Tools			4m 53s	

Tip: To bookmark several clips throughout a course, click **Expand All**, then click the the **Bookmark** icon next to the clips you want to bookmark.

[back to top](#)

If you need help, please email support@pluralsight.com () for 24/7 assistance.