



Skills release notes: June 2019

Tags: **Skills**

Explore all the recent updates to the Pluralsight Skills platform.

Stay ahead of the tech curve by joining our Pluralsight + A Cloud Guru [product release webinar \(opens in new tab\)](#) to introduce you to what's new in Pluralsight Skills and ACG.

In this article

[Learner releases](#)

[Leader releases](#)

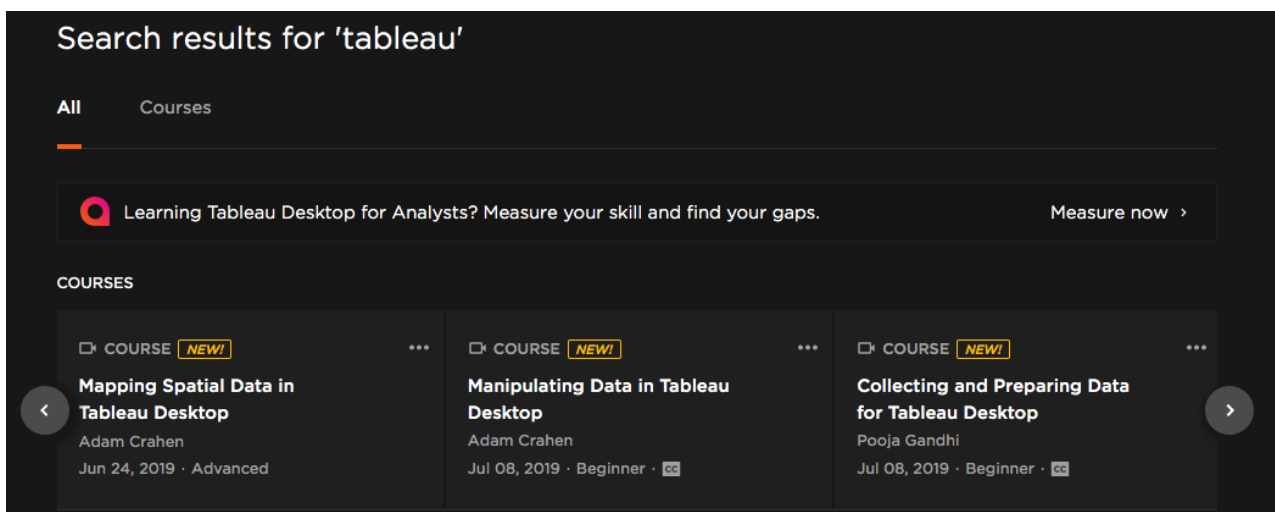
[Mobile and offline app releases](#)

Learner releases

Navigating Role IQ

It's now easier to navigate Role IQ on your mobile browser! Role IQ has an updated interface creating a more streamlined and responsive mobile experience.

Skills has thousands of courses—and now it's even easier to find them. You'll find **New!** courses highlighted in search to easily find the latest courses on the technologies and languages you're looking to skill up in.




Projects


You have a new Projects experience allowing you to start on a Project via a ZIP download, working through it on your machine, and uploading back to us! We'll check your work and make sure your Project is still on track.

This gives you a second option for using Projects, in addition to using GitHub.

2 Get the Code

For this project, you'll download code and complete tasks on your local computer. We offer two options for how you download (and upload) your code: GitHub or a ZIP file.

 ZIP download

 Clone from GitHub

See all of our [Projects \(opens in new tab\)](#).

[back to top](#)

Leader releases

New onboarding guide

Plan admins and team managers, check out the [Getting started: Skills admin and manager](#) guide to start your team off with success.

This onboarding guide introduces you to the strategy to consider when rolling out Skills to your team, and then walks you through inviting learners and building your teams, organizing content, understanding your teams' growth, and ideas to encourage your teams.

It's packed with how-to links, step-by-step videos, editable email templates, and even printable poster downloads.

People page

You have a new experience to see and manage the learners, managers, and admins in your Pluralsight Skills plan.

The reorganized [People page \(opens in new tab\)](#) includes tabs toward the top of the page. This gives you a more organized directory where you can easily assign or move users between teams.

The All Users, Pending Invites, and Unassigned Users links are now displayed as tabs along the top of the page.

Click **People** in your left-hand navigation to see this experience.

People Download users

Organization **Directory** Pending invites Unassigned Admins Managers

20 LICENSES PURCHASED 15 LICENSES REDEEMED 5 LICENSES REMAINING 1 PENDING INVITES 2 TEAMS

All users Invite new user Move Remove user

TEAMS	NAME ^	EMAIL	TEAM	NOTE
Development (6) ...	<input type="checkbox"/> Aaron Broadhead	pluralsightexample+2@gmail.com	Development	Add
Research (3) ...	<input type="checkbox"/> Arya Black	pluralsightexample+1@gmail.com	Research	Add
	<input type="checkbox"/> Ashley Abrahamian	pluralsightexample+4@gmail.com	Development	Add

Admins and Managers tabs

The **Admins** tab on the People page replaces the Account page's Administrators tab. Enable a learner license for a plan admin, add new admins, and remove admins through this interface.

People 15 / 20 licenses issued Add new user Download users

Organization Directory Pending invites Unassigned **Admins** Managers

Admins have access to all reports and data for this account


Add new admin

NAME	EMAIL	LAST LOGIN	LICENSE	REMOVE
Kendall Watanabe A	pluralsightexample+13@gmail.com	3 months ago	<input type="checkbox"/>	×
Quinn Anderson A	pluralsightpsr@gmail.com	3 months ago	<input checked="" type="checkbox"/>	×
Stephanie Ventura A	pluralsightexample@gmail.com	5 minutes ago	<input checked="" type="checkbox"/>	×


The **Managers** tab offers the same options for team managers. Additionally, you can configure team manager permissions for the group plan on the **Managers** tab.

Pending invites tab

The **Pending Invites** page now includes an **Invite Link icon**. The Invite Link icon lets admins copy a learner's invitation link, so the admin can send the link directly to the learner.

People 15 / 20 licenses issued [Add new user](#) 

Organization Directory **Pending invites** Unassigned Admins Managers

Filter 

EMAIL ↕	EXPIRATION ↓	TEAM ↕	LICENSE ↕	NOTE ↕
<input type="checkbox"/> pluralsightexample+15@gmail.c...	31 days		✓	+

This may be useful in cases where the original invitation email has been lost or deleted. [Click here for more invitation steps and troubleshooting tips.](#)

Note: The Invite Link icon is only available to plan admins for an account. It is not available to team managers.

[back to top](#)

Mobile and offline apps

Android

- The Course Details page is redesigned, allowing for easier access to course learning checks and transcripts.
- Learners now have a simplified sign-in experience when authorizing a device using a code.

iOS

- Learners now have a simplified sign-in experience when authorizing a device using a code.

If you need help, please email support@pluralsight.com for 24/7 assistance.