



## Skills release notes: May 2020

Tags: **Skills**

Explore all the recent updates to the Pluralsight Skills platform.

Stay ahead of the tech curve by joining our Pluralsight + A Cloud Guru [product release webinar \(opens in new tab\)](#) to introduce you to what's new in Pluralsight Skills and ACG.

In this article

[Learner releases](#)

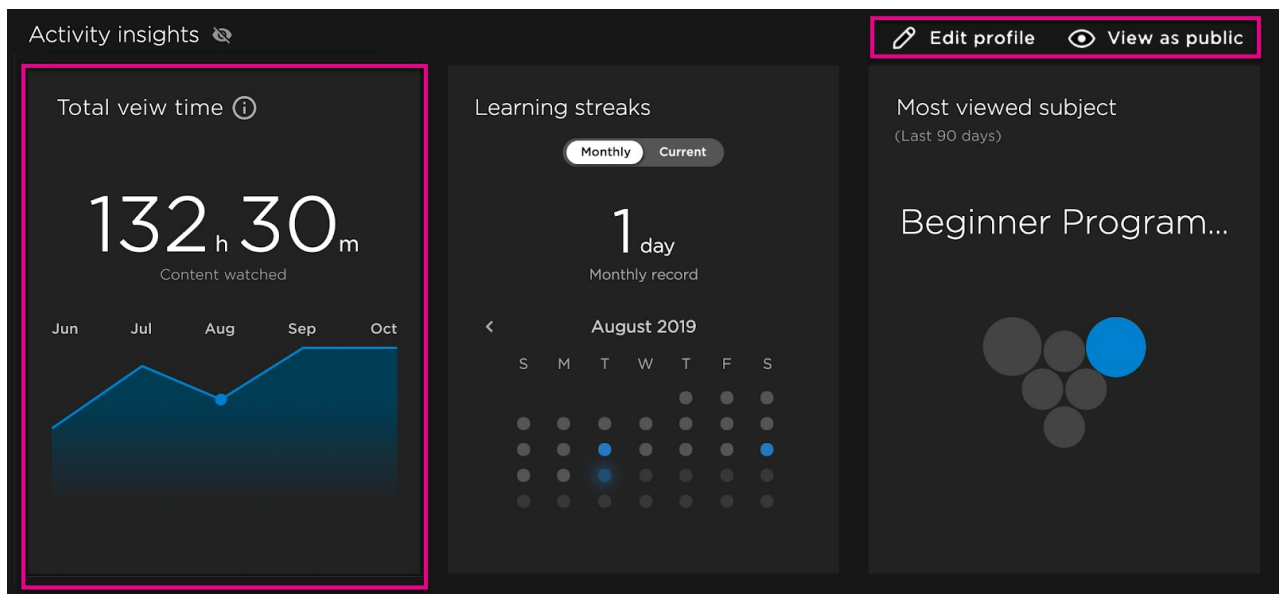
[Leader releases](#)

[Mobile and offline app releases](#)

### Learner releases

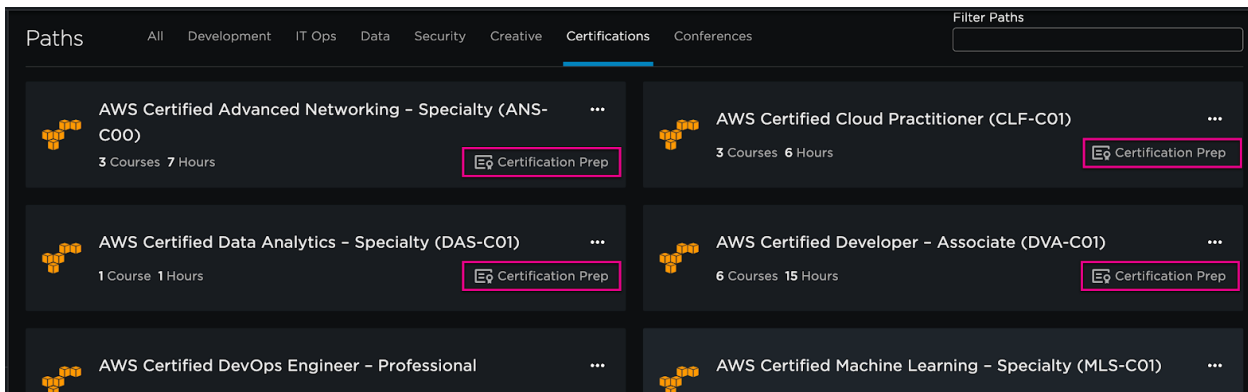
### Profile

Now you can see your **total view time** on Skills using the new Total view time widget. The improved UI also makes it easier to edit and view your public profile.



### Prepare for certifications

Now there's a **certification prep** icon on a path. This helps you locate paths that help you prepare for specific certifications.



## Skill assessments

The **Novice page** has a new look. Now if you score novice, we give you actionable recommendations.

The screenshot shows the 'ASSESSMENT DETAILS' for 'MySQL: Novice', verified on 4.27.2020. On the left, there is a section titled 'Time to check your progress' with the text 'Last time, you did better than 10% of your peers.' and 'Where do you stand now?'. Below this is a blue 'Retake now' button. On the right, a skill IQ chart shows three levels: 'Expert' (201-300), 'Proficient' (101-200), and 'Novice' (0-100). A score of 76 is shown, which is in the Novice range. A yellow circle highlights the score, and a label indicates it is the '10th percentile'. Below the chart, there is a link to 'Review your questions'. At the bottom, a recommendation box says 'Next, we recommend: Guided learning: take the path' and features the MySQL logo with the text 'Unlock opportunities to retake and track growth as you learn.'

[back to top](#)

## Leader releases

### Analytics date ranges

Now you can select a **specific date range** for your [analytics data \(opens in new tab\)](#), allowing you to focus on precise time frames. Analytics has customizable date ranges on the Content, Inventory, Subjects, Usage, and Users tabs.

✓ **30 days**

90 days

12 months

All time

Custom

Start MM/DD/YYYY

End MM/DD/YYYY

←

**May 2020**

Su	Mo	Tu	We	Th	Fr	Sa
					1	2
3	4	5	6	7	8	9
10	11	12	13	14	15	16
17	18	19	20	21	22	23
24	25	26	27	28	29	30
31						

→

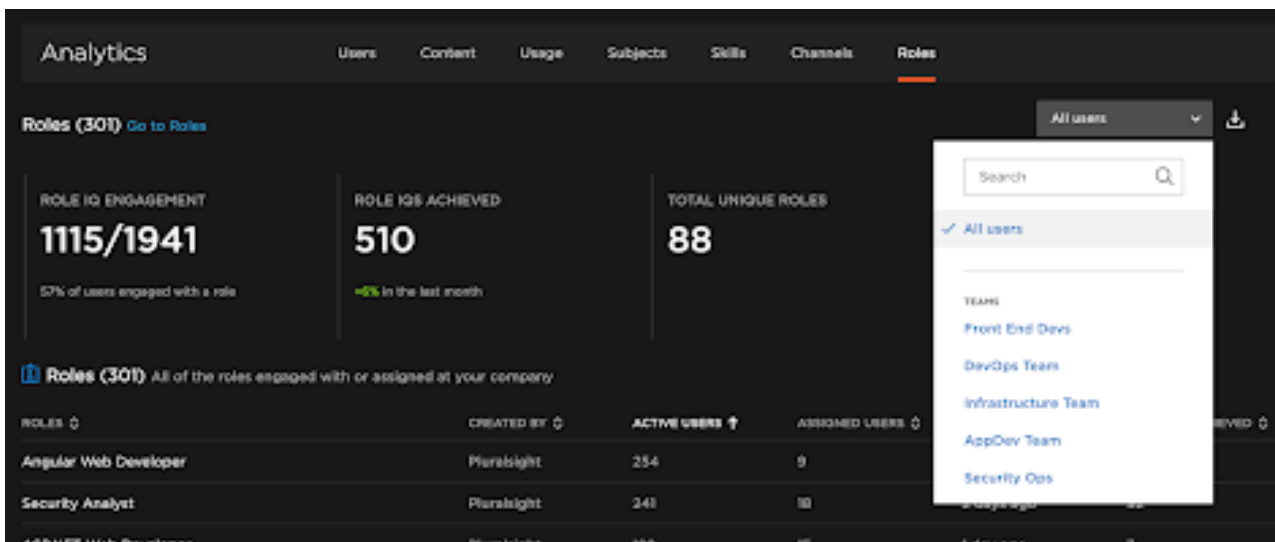
**June 2020**

Su	Mo	Tu	We	Th	Fr	Sa
	1	2	3	4	5	6
7	8	9	10	11	12	13
14	15	16	17	18	19	20
21	22	23	24	25	26	27
28	29	30				

Apply

## Roles analytics

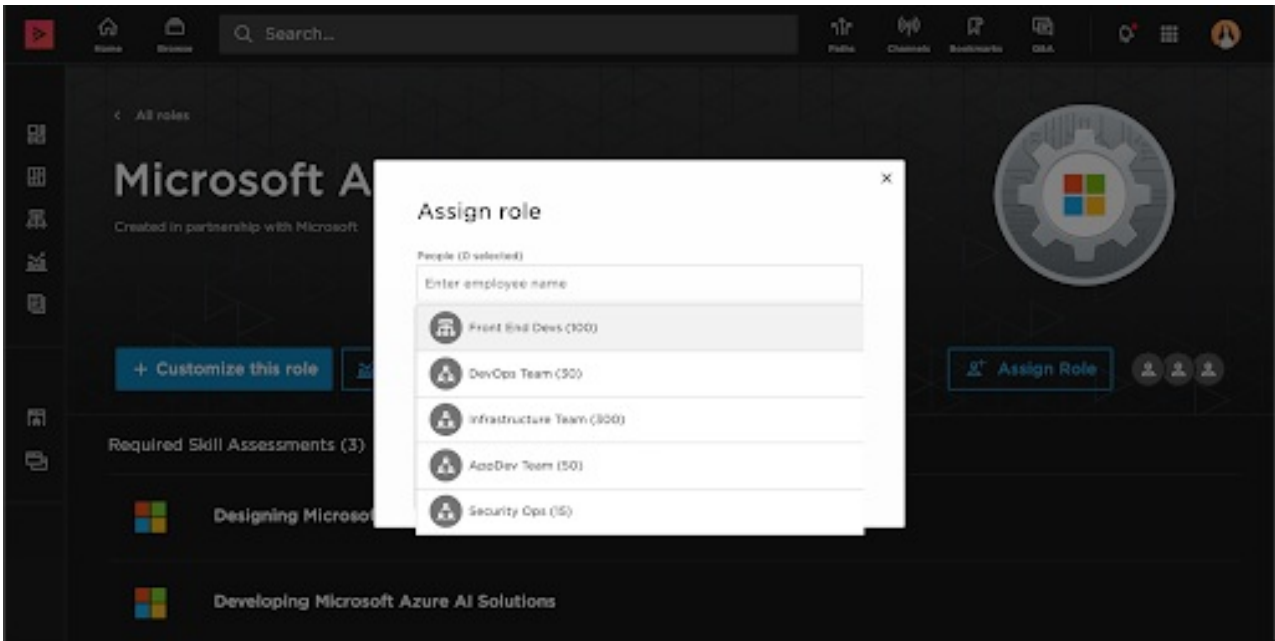
- **Team managers** can now view [Roles analytics \(opens in new tab\)](#) for teams they manage. Previously, this was only available to plan admins.
- Now you can **filter Roles analytics** by team.



## Assigning Roles and Channels

- Both roles and channels can now be assigned to your users using their **email address** rather than their name. This is especially useful for organizations large enough to have more than one user with the same name. For instructions, see this article for adding users to [channels](#), or these articles for assigning roles on [Professional](#) plans or [Enterprise](#) plans.
- Now you can assign a [role \(opens in new tab\)](#) to each member of your team **all at once**. This allows you to

add the role faster, and helps make sure nobody gets missed. If new learners are added to the team in the future, they'll automatically be assigned any roles already assigned to the team. For instructions, see these articles for assigning roles on [Professional](#) plans or [Enterprise](#) plans.




[back to top](#)

## Mobile and offline apps

### iOS

Now you can use **Pluralsight stickers** in iMessage if you have the Pluralsight iOS app. Just [download the app](#) (opens in new tab) to get started. Details on using stickers can be found on [Apple's website](#) (external site, opens in new tab).



If you need help, please email [support@pluralsight.com](mailto:support@pluralsight.com) for 24/7 assistance.